LINKS
CONTRACT FURNITURE INC.

Bench

by Links Contract

2022-OCT

Our innovative Bench series boasts sleek, stylish components that promote diversity and simplicity. All floor standing units come standard with adjustable glides, while a polished metal support frame finishes our attractive new series.

Bench by Links is a creative fusion of stylish design, aesthetics and functional modularity. This freestanding benching system lends a unique lightness while also being exceedingly practical for daily usage.

Bench offers units for storage space, mounted hutches, privacy panels, upholstered seat cushions, surface mount electrics and a cable management tray. These features create working environments that are alive and inspirational in many kinds of offices. From classic offices to open concept layouts, the endless possibilities of the Bench series will surely enhance creativity and productivity in the workplace.

A wide range of options

Bench consists of a minimum of modules that can be combined in various ways to suit different needs to create workstations and storage space.

The Bench system can be adapted to the needs of companies that seek contemporary office design and a workplace with a clear identity. The system, the desks and modules are easy to install and reconfigure.

Individual & Multiple work areas

Bench employs a design that is not often found in office areas, and comes in friendly colours that give every office a cosy vibrant touch. The design serves to create a vitalising and inspiring work environment in all kinds of offices from open-plan studios to minimalistic individual offices.

Simple cable management

Electrical cables feed through to cable trays that run horizontally under the unit and easily connect to any existing electrical outlet.

Bench At A Glance

2 Workstations
TR1, TR2
TR4, TR6
TR2A, TR3A
TRR, TRL

8 Pedestals
Mobile Pedestals

9 Cabinets
Cabinets - 22”H

10 Credenzas and Cushions
Credenzas - 22”H
Seat Cushions

13 Post Mounted Hutches
20” High Hutch (6” Posts)

14 Bench Panels and Accessories
Divider Panel Set

15 Bench Electrical and Accessories
Wire Management Tray
Power/Data Center
Bench Modesty Panels

16 Collaborative Power Options (Daisy Chain)

18 Tables

20 Electrical Placement Options, Specifications

21 Specifications

22 Links Contract Furniture At A Glance

Bench TR1

Work table. Free standing 24"D or 30"D work surface.

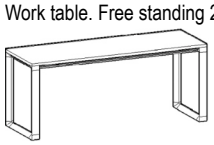

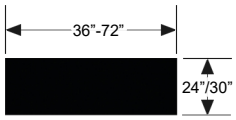

	CODE	PRICE	WIDTH (in/mm)	DEPTH (in/mm)	HEIGHT (in/mm)	VOLUME (ft3/m3)	WEIGHT (lbs/kg)
24"D	TR1-2436-C	745	36/914	24/610	29.5/749	6.0/0.17	33/15
	TR1-2442-C	778	42/1067	24/610	29.5/749	6.4/0.18	36/16
	TR1-2448-C	810	48/1219	24/610	29.5/749	6.8/0.19	40/18
	TR1-2454-C	844	54/1372	24/610	29.5/749	7.2/0.20	44/20
	TR1-2460-C	875	60/1524	24/610	29.5/749	7.2/0.20	46/21
	TR1-2466-C	941	66/1676	24/610	29.5/749	7.2/0.20	50/23
	TR1-2472-C	1008	72/1829	24/610	29.5/749	7.3/0.21	55/25
30"D	TR1-3036-C	826	36/914	30/762	29.5/749	6.6/0.19	38/17
	TR1-3042-C	860	42/1067	30/762	29.5/749	7.0/0.20	42/19
	TR1-3048-C	892	48/1219	30/762	29.5/749	7.4/0.21	48/22
	TR1-3054-C	925	54/1372	30/762	29.5/749	7.9/0.22	54/24
	TR1-3060-C	958	60/1524	30/762	29.5/749	7.9/0.22	57/26
	TR1-3066-C	1021	66/1676	30/762	29.5/749	7.9/0.22	62/28
	TR1-3072-C	1088	72/1829	30/762	29.5/749	8.1/0.23	66/30
20"D	TR1-2042-C-42	856	42/1067	20/508	42/1067	7.4/0.21	46/21
	TR1-2048-C-42	891	48/1219	20/508	42/1067	7.8/0.22	50/23
	TR1-2054-C-42	928	54/1372	20/508	42/1067	8.2/0.23	54/24
	TR1-2060-C-42	963	60/1524	20/508	42/1067	8.2/0.23	56/25
	TR1-2066-C-42	1035	66/1676	20/508	42/1067	8.2/0.23	60/27
	TR1-2072-C-42	1109	72/1829	20/508	42/1067	8.3/0.24	65/29
24"D	TR1-2442-C-42	810	42/1067	24/610	42/1067	7.4/0.21	46/21
	TR1-2448-C-42	843	48/1219	24/610	42/1067	7.8/0.22	50/23
	TR1-2454-C-42	877	54/1372	24/610	42/1067	8.2/0.23	54/24
	TR1-2460-C-42	909	60/1524	24/610	42/1067	8.2/0.23	56/25
	TR1-2466-C-42	978	66/1676	24/610	42/1067	8.2/0.23	60/27
	TR1-2472-C-42	1047	72/1829	24/610	42/1067	8.3/0.24	65/29

Bench TR2

Work table. Two person, connected 24"D or 30"D work surfaces.

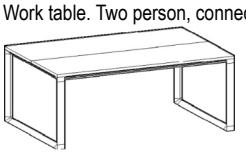

For configurations with divider panels add "-G" to desk code.
i.e. TR2-2472-G-C

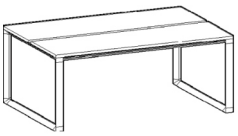

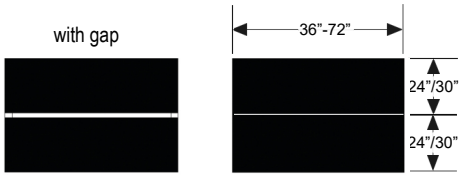

	CODE	PRICE	WIDTH (in/mm)	DEPTH (in/mm)	HEIGHT (in/mm)	VOLUME (ft3/m3)	WEIGHT (lbs/kg)
24"D	TR2-2436-C	1042	36/914	48/1219	29.5/749	9.8/0.28	65/29
	TR2-2442-C	1087	42/1067	48/1219	29.5/749	10.1/0.29	73/33
	TR2-2448-C	1132	48/1219	48/1219	29.5/749	10.5/0.30	80/36
	TR2-2454-C	1178	54/1372	48/1219	29.5/749	10.9/0.31	82/37
	TR2-2460-C	1225	60/1524	48/1219	29.5/749	10.9/0.31	85/39
	TR2-2466-C	1316	66/1676	48/1219	29.5/749	10.9/0.31	95/43
	TR2-2472-C	1408	72/1829	48/1219	29.5/749	11.0/0.31	110/50
30"D	TR2-3036-C	1157	36/914	60/1524	29.5/749	10.2/0.29	76/34
	TR2-3042-C	1201	42/1067	60/1524	29.5/749	10.7/0.30	84/38
	TR2-3048-C	1247	48/1219	60/1524	29.5/749	11.1/0.31	95/43
	TR2-3054-C	1292	54/1372	60/1524	29.5/749	11.6/0.33	108/49
	TR2-3060-C	1339	60/1524	60/1524	29.5/749	11.6/0.33	114/52
	TR2-3066-C	1443	66/1676	60/1524	29.5/749	11.6/0.33	123/56
	TR2-3072-C	1522	72/1829	60/1524	29.5/749	11.8/0.33	133/60

For additional specification instructions see pages 20-21.
Refer to pages 15-17 for electrical options.
Divider panel sets and components available starting on page 14.

Bench TR4

Work table. Four person, connected 24"D or 30"D work surfaces.

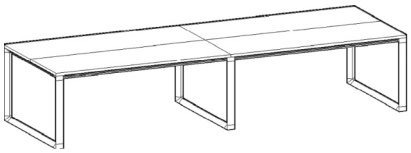

For configurations with divider panels add "-G" to desk code.
i.e. TR4-2472-G-C

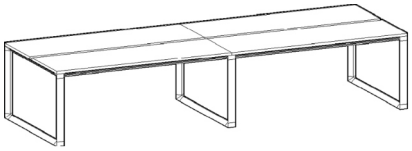

with gap

	CODE	PRICE	WIDTH (in/mm)	DEPTH (in/mm)	HEIGHT (in/mm)	VOLUME (ft3/m3)	WEIGHT (lbs/kg)
24"D	TR4-2436-C	1979	72/1829	48/1219	29.5/749	14.9/0.42	130/59
	TR4-2442-C	2065	84/2134	48/1219	29.5/749	15.6/0.44	145/66
	TR4-2448-C	2154	96/2438	48/1219	29.5/749	16.2/0.46	160/73
	TR4-2454-C	2240	108/2743	48/1219	29.5/749	16.9/0.48	165/75
	TR4-2460-C	2327	120/3048	48/1219	29.5/749	16.9/0.48	169/77
	TR4-2466-C	2501	132/3353	48/1219	29.5/749	16.9/0.48	190/86
	TR4-2472-C	2674	144/3658	48/1219	29.5/749	17.0/0.48	220/100
30"D	TR4-3036-C	2196	72/1829	60/1524	29.5/749	15.9/0.45	152/69
	TR4-3042-C	2282	84/2134	60/1524	29.5/749	16.6/0.47	175/79
	TR4-3048-C	2371	96/2438	60/1524	29.5/749	17.6/0.50	190/86
	TR4-3054-C	2458	108/2743	60/1524	29.5/749	18.4/0.52	210/95
	TR4-3060-C	2545	120/3048	60/1524	29.5/749	18.4/0.52	228/103
	TR4-3066-C	2718	132/3353	60/1524	29.5/749	18.4/0.52	246/112
	TR4-3072-C	2891	144/3658	60/1524	29.5/749	18.5/0.52	265/120

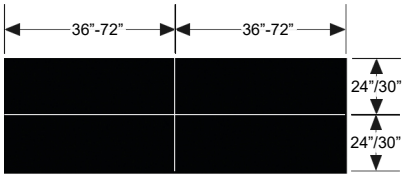

Bench TR6

Work table. Six person, connected 24"D or 30"D work surfaces.

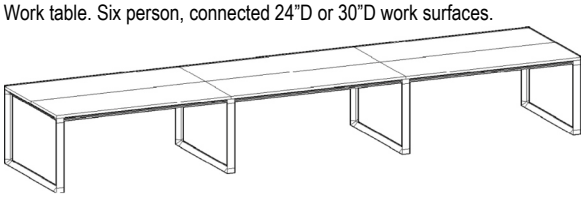

For configurations with divider panels add "-G" to desk code.
i.e. TR6-2472-G-C

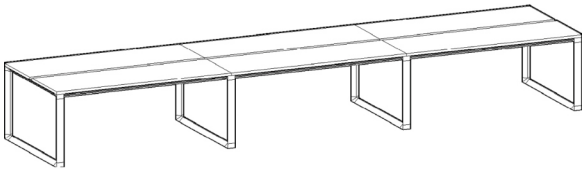

with gap

	CODE	PRICE	WIDTH (in/mm)	DEPTH (in/mm)	HEIGHT (in/mm)	VOLUME (ft3/m3)	WEIGHT (lbs/kg)
24"D	TR6-2436-C	3167	108/2743	48/1219	29.5/749	20.5/0.58	195/88
	TR6-2442-C	3305	126/3200	48/1219	29.5/749	21.6/0.61	228/103
	TR6-2448-C	3443	144/3658	48/1219	29.5/749	22.7/0.64	240/109
	TR6-2454-C	3583	162/4115	48/1219	29.5/749	23.8/0.67	249/113
	TR6-2460-C	3722	180/4572	48/1219	29.5/749	23.8/0.67	254/115
	TR6-2466-C	4001	198/5029	48/1219	29.5/749	23.8/0.67	285/129
	TR6-2472-C	4279	216/5486	48/1219	29.5/749	24.0/0.68	330/150
30"D	TR6-3036-C	3514	108/2743	60/1524	29.5/749	22.0/0.62	228/103
	TR6-3042-C	3652	126/3200	60/1524	29.5/749	23.3/0.66	250/113
	TR6-3048-C	3791	144/3658	60/1524	29.5/749	24.7/0.70	285/129
	TR6-3054-C	3930	162/4115	60/1524	29.5/749	26.0/0.74	315/143
	TR6-3060-C	4069	180/4572	60/1524	29.5/749	26.0/0.74	342/155
	TR6-3066-C	4349	198/5029	60/1524	29.5/749	26.0/0.74	369/167
	TR6-3072-C	4625	216/5486	60/1524	29.5/749	26.5/0.75	398/181

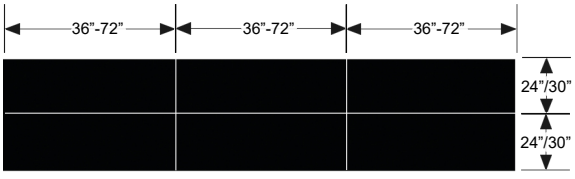

For additional specification instructions see pages 20-21.
Refer to pages 15-17 for electrical options.
Divider panel sets and components available starting on page 14.

Bench TR2A

Work table. Two person, connected 24”D or 30”D work surfaces.

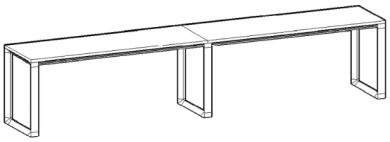

	CODE	PRICE	WIDTH (in/mm)	DEPTH (in/mm)	HEIGHT (in/mm)	VOLUME (ft3/m3)	WEIGHT (lbs/kg)
24”D	TR2A-2436-C	1382	72/1829	24/610	29.5/749	7.6/0.22	60/27
	TR2A-2442-C	1453	84/2134	24/610	29.5/749	8.0/0.23	67/30
	TR2A-2448-C	1520	96/2438	24/610	29.5/749	8.4/0.24	75/34
	TR2A-2454-C	1590	108/2743	24/610	29.5/749	8.7/0.25	83/38
	TR2A-2460-C	1655	120/3048	24/610	29.5/749	8.7/0.25	87/39
	TR2A-2466-C	1793	132/3353	24/610	29.5/749	8.7/0.25	95/43
	TR2A-2472-C	1930	144/3658	24/610	29.5/749	8.8/0.25	105/48
30”D	TR2A-3036-C	1553	72/1829	30/762	29.5/749	8.1/0.23	71/32
	TR2A-3042-C	1625	84/2134	30/762	29.5/749	8.6/0.24	79/36
	TR2A-3048-C	1690	96/2438	30/762	29.5/749	9.1/0.26	90/41
	TR2A-3054-C	1760	108/2743	30/762	29.5/749	9.5/0.27	103/47
	TR2A-3060-C	1825	120/3048	30/762	29.5/749	9.5/0.27	109/49
	TR2A-3066-C	1962	132/3353	30/762	29.5/749	9.5/0.27	118/54
	TR2A-3072-C	2100	144/3658	30/762	29.5/749	9.6/0.27	128/58

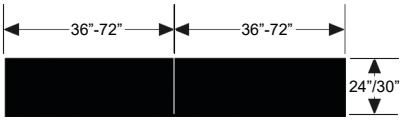

Bench TR3A

Work table. Three person, connected 24”D or 30”D work surfaces.

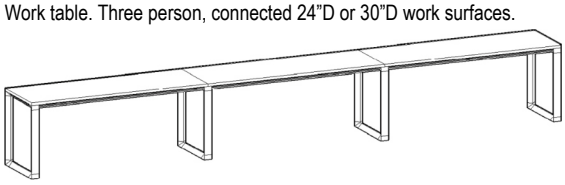

	CODE	PRICE	WIDTH (in/mm)	DEPTH (in/mm)	HEIGHT (in/mm)	VOLUME (ft3/m3)	WEIGHT (lbs/kg)
24”D	TR3A-2436-C	1993	108/2743	24/610	29.5/749	9.4/0.27	88/40
	TR3A-2442-C	2098	126/3200	24/610	29.5/749	9.8/0.28	98/44
	TR3A-2448-C	2200	144/3658	24/610	29.5/749	10.2/0.29	110/50
	TR3A-2454-C	2302	162/4115	24/610	29.5/749	10.5/0.30	122/55
	TR3A-2460-C	2401	180/4572	24/610	29.5/749	12.5/0.35	128/58
	TR3A-2466-C	2608	198/5029	24/610	29.5/749	13.1/0.37	140/64
	TR3A-2472-C	2813	216/5486	24/610	29.5/749	13.6/0.39	155/70
30”D	TR3A-3036-C	2249	108/2743	30/762	29.5/749	9.9/0.28	104/47
	TR3A-3042-C	2352	126/3200	30/762	29.5/749	10.4/0.29	116/53
	TR3A-3048-C	2455	144/3658	30/762	29.5/749	10.9/0.31	133/60
	TR3A-3054-C	2558	162/4115	30/762	29.5/749	11.3/0.32	152/69
	TR3A-3060-C	2654	180/4572	30/762	29.5/749	11.3/0.32	161/73
	TR3A-3066-C	2862	198/5029	30/762	29.5/749	11.3/0.32	175/79
	TR3A-3072-C	3068	216/5486	30/762	29.5/749	11.4/0.32	189/86

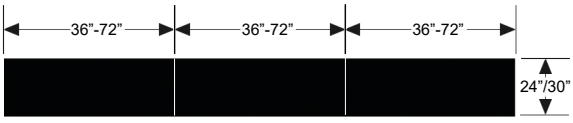

For additional specification instructions see pages 20-21.
Refer to pages 15-17 for electrical options.
Divider panel sets and components available starting on page 14.

Bench TRL

Work table. 24"D or 30"D worksurface with 24"D x 36"-48" return on left side.

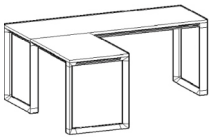

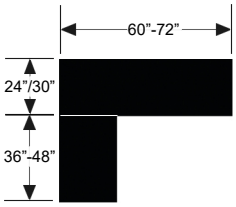

CODE	PRICE	WIDTH (in/mm)	DEPTH (in/mm)	HEIGHT (in/mm)	VOLUME (ft3/m3)	WEIGHT (lbs/kg)
TRL-2460-2436-C	1458	60/1524	60/1524	29.5/749	8.3/0.24	65/29
TRL-2460-2442-C	1489	60/1524	66/1676	29.5/749	8.3/0.24	70/32
TRL-2460-2448-C	1522	60/1524	72/1829	29.5/749	8.3/0.24	75/34
TRL-2466-2436-C	1517	66/1676	60/1524	29.5/749	8.6/0.24	70/32
TRL-2466-2442-C	1549	66/1676	66/1676	29.5/749	8.6/0.24	75/34
TRL-2466-2448-C	1582	66/1676	72/1829	29.5/749	8.6/0.24	80/36
TRL-2472-2436-C	1574	72/1829	60/1524	29.5/749	8.9/0.25	78/35
TRL-2472-2442-C	1607	72/1829	66/1676	29.5/749	8.9/0.25	83/38
TRL-2472-2448-C	1638	72/1829	72/1829	29.5/749	8.9/0.25	88/40
TRL-3060-2436-C	1531	60/1524	66/1676	29.5/749	9.0/0.25	80/36
TRL-3060-2442-C	1564	60/1524	72/1829	29.5/749	9.0/0.25	85/39
TRL-3060-2448-C	1596	60/1524	78/1981	29.5/749	9.0/0.25	90/41
TRL-3066-2436-C	1590	66/1676	66/1676	29.5/749	9.3/0.26	84/38
TRL-3066-2442-C	1625	66/1676	72/1829	29.5/749	9.3/0.26	89/40
TRL-3066-2448-C	1655	66/1676	78/1981	29.5/749	9.3/0.26	94/43
TRL-3072-2436-C	1650	72/1829	66/1676	29.5/749	9.7/0.27	89/40
TRL-3072-2442-C	1681	72/1829	72/1829	29.5/749	9.7/0.27	94/43
TRL-3072-2448-C	1714	72/1829	78/1981	29.5/749	9.7/0.27	99/45

Bench TRR

Work table. 24"D or 30"D worksurface with 24"D x 36"-48" return on right side.

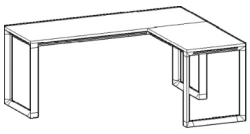

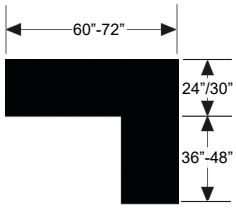

CODE	PRICE	WIDTH (in/mm)	DEPTH (in/mm)	HEIGHT (in/mm)	VOLUME (ft3/m3)	WEIGHT (lbs/kg)
TRR-2460-2436-C	1458	60/1524	60/1524	29.5/749	8.3/0.24	65/29
TRR-2460-2442-C	1489	60/1524	66/1676	29.5/749	8.3/0.24	70/32
TRR-2460-2448-C	1522	60/1524	72/1829	29.5/749	8.3/0.24	75/34
TRR-2466-2436-C	1517	66/1676	60/1524	29.5/749	8.6/0.24	70/32
TRR-2466-2442-C	1549	66/1676	66/1676	29.5/749	8.6/0.24	75/34
TRR-2466-2448-C	1582	66/1676	72/1829	29.5/749	8.6/0.24	80/36
TRR-2472-2436-C	1574	72/1829	60/1524	29.5/749	8.9/0.25	78/35
TRR-2472-2442-C	1607	72/1829	66/1676	29.5/749	8.9/0.25	83/38
TRR-2472-2448-C	1638	72/1829	72/1829	29.5/749	8.9/0.25	88/40
TRR-3060-2436-C	1531	60/1524	66/1676	29.5/749	9.0/0.25	80/36
TRR-3060-2442-C	1564	60/1524	72/1829	29.5/749	9.0/0.25	85/39
TRR-3060-2448-C	1596	60/1524	78/1981	29.5/749	9.0/0.25	90/41
TRR-3066-2436-C	1590	66/1676	66/1676	29.5/749	9.3/0.26	84/38
TRR-3066-2442-C	1625	66/1676	72/1829	29.5/749	9.3/0.26	89/40
TRR-3066-2448-C	1655	66/1676	78/1981	29.5/749	9.3/0.26	94/43
TRR-3072-2436-C	1650	72/1829	66/1676	29.5/749	9.7/0.27	89/40
TRR-3072-2442-C	1681	72/1829	72/1829	29.5/749	9.7/0.27	94/43
TRR-3072-2448-C	1714	72/1829	78/1981	29.5/749	9.7/0.27	99/45

For additional specification instructions see pages 20-21.
Refer to pages 15-17 for electrical options.
Divider panel sets and components available starting on page 14.

Mobile Pedestals

	CODE	PRICE	WIDTH (in/mm)	DEPTH (in/mm)	HEIGHT (in/mm)	VOLUME (ft3/m3)	WEIGHT (lbs/kg)
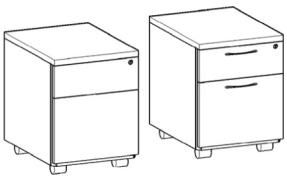	Mobile pedestal on casters. One box and one file drawer with ball bearing suspension on the file drawer and on box drawer. Locking drawers. Four casters. P_ - Specify pull handle style						
	CAB-1622-TMBF	823	16/406	22/559	21/533	5/0.14	65/29
	CAB-1622-TMBF-P	881	With optional handles				
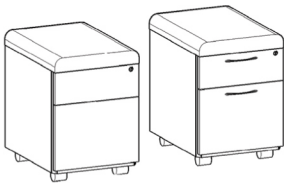	Mobile pedestal on casters. One box and one file drawer with ball bearing suspension on the file drawer and on box drawer. Locking drawers. Four casters. Cushioned seat. Refer to Links Fabric cards for available fabric selection. P_ - Specify pull handle style						
	CAB-1622-TMBF-SE	1168	16/406	22/559	24/610	6/0.17	65/29
	CAB-1622-TMBF-SE-P	1226	With optional handles				
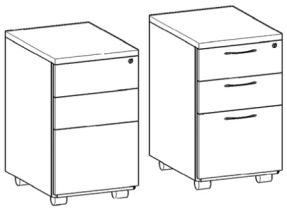	Mobile pedestal on casters. Two box and one file drawer with ball bearing suspension on the file drawer and on box drawer. Locking drawers. Four casters. P_ - Specify pull handle style						
	CAB-1622-TMBBF	910	16/406	22/559	26.5/673	6/0.17	80/36
	CAB-1622-TMBBF-P	997	With optional handles				
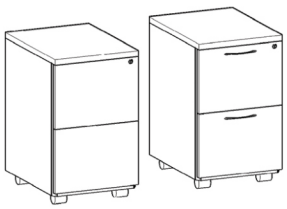	Mobile pedestal on casters. Two file drawer with ball bearing suspension on both drawers. Locking drawers. Four casters. P_ - Specify pull handle style						
	CAB-1622-TMFF	910	16/406	22/559	26.5/673	6/0.17	80/36
	CAB-1622-TMFF-P	968	With optional handles				
	Mobile pedestal on casters. Four box drawers with ball bearing suspension. Locking drawers. Four casters. P_ - Specify pull handle style						
	CAB-1622-TM4B	1000	16/406	22/559	26.5/673	6/0.17	80/36
	CAB-1622-TM4B-P	1116	With optional handles				

For additional specification instructions and pull handle options see pages 20-21.
Refer to Links Fabric card for available fabric options.

Cabinets - 22”H

Storage cabinet with locking doors.

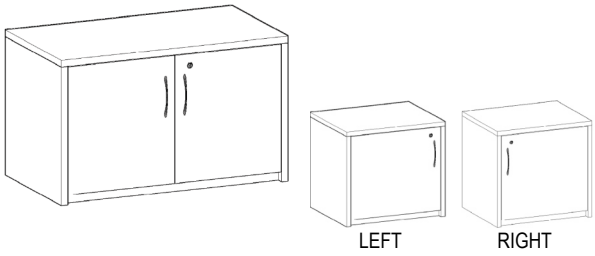

CODE	PRICE	WIDTH (in/mm)	DEPTH (in/mm)	HEIGHT (in/mm)	VOLUME (ft3/m3)	WEIGHT (lbs/kg)
CAB-2024-22-LSC-P	768	24/610	20/508	22/559	6.4/0.18	66/30
CAB-2024-22-RSC-P	768	24/610	20/508	22/559	6.4/0.18	66/30
CAB-2030-22-SC-P	802	30/762	20/508	22/559	8.0/0.23	74/34
CAB-2036-22-SC-P	834	36/914	20/508	22/559	9.6/0.27	81/37

P - Specify pull handle style

Box/File cabinet. One file drawer, one box drawer. Locking Drawers.

CODE	PRICE	WIDTH (in/mm)	DEPTH (in/mm)	HEIGHT (in/mm)	VOLUME (ft3/m3)	WEIGHT (lbs/kg)
CAB-2024-22-BF-P	968	24/610	20/508	22/559	6.4/0.18	88/40
CAB-2030-22-BF-P	1000	30/762	20/508	22/559	8.0/0.23	96/44
CAB-2036-22-BF-P	1034	36/914	20/508	22/559	9.6/0.27	103/47

P - Specify pull handle style

MAX 30lb LOAD CAPACITY

Open cabinet with three adjustable shelves.

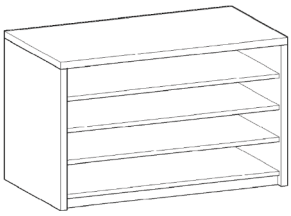

CODE	PRICE	WIDTH (in/mm)	DEPTH (in/mm)	HEIGHT (in/mm)	VOLUME (ft3/m3)	WEIGHT (lbs/kg)
CAB-2024-22-OS	768	24/610	20/508	22/559	6.4/0.18	88/40
CAB-2030-22-OS	802	30/762	20/508	22/559	8.0/0.23	96/44
CAB-2036-22-OS	834	36/914	20/508	22/559	9.6/0.27	103/47

For additional specification instructions and pull handle options see pages 20-21.

Credenzas - 22”H

CODE	PRICE	WIDTH (in/mm)	DEPTH (in/mm)	HEIGHT (in/mm)	VOLUME (ft3/m3)	WEIGHT (lbs/kg)
Double storage cabinet credenza with locking doors.						
CAB-2060-22-SCSC-P	1622	60/1524	20/508	22/559	16.0/0.45	148/67
CAB-2072-22-SCSC-P	1672	72/1829	20/508	22/559	19.2/0.54	162/73
P - Specify pull handle style						
Double box/file cabinet credenza. One file drawer, one box drawer each cabinet. Locking Drawers.						
CAB-2060-22-BFBF-P	2023	60/1524	20/508	22/559	16.0/0.45	192/87
CAB-2072-22-BFBF-P	2074	72/1829	20/508	22/559	19.2/0.54	206/93
P - Specify pull handle style						
Double open shelf credenza. Three adjustable shelves in each cabinet.						
CAB-2060-22-OSOS	1622	60/1524	20/508	22/559	16.0/0.45	192/87
CAB-2072-22-OSOS	1672	72/1829	20/508	22/559	19.2/0.54	206/93
Storage cabinet, box/file credenza. One file drawer, one box drawer. Locking doors and drawers.						
CAB-2060-22-SCBF-P	1805	60/1524	20/508	22/559	16.0/0.45	170/77
CAB-2072-22-SCBF-P	1853	72/1829	20/508	22/559	19.2/0.54	184/83
P - Specify pull handle style						
Storage cabinet, bookcase credenza. Three adjustable shelves in open shelf cabinet. Locking doors on storage cabinet.						
CAB-2060-22-SCOS-P	1622	60/1524	20/508	22/559	16.0/0.45	170/77
CAB-2072-22-SCOS-P	1672	72/1829	20/508	22/559	19.2/0.54	184/83
P - Specify pull handle style						

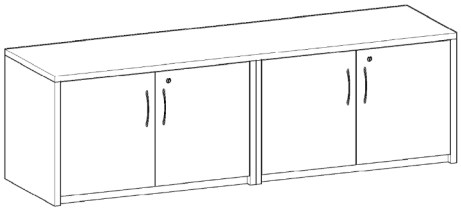

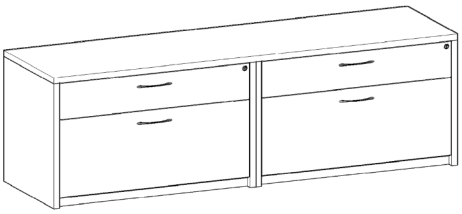

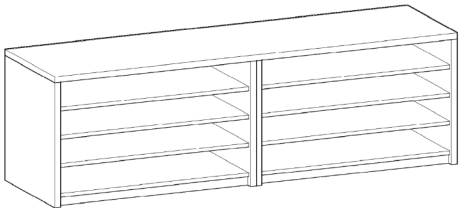

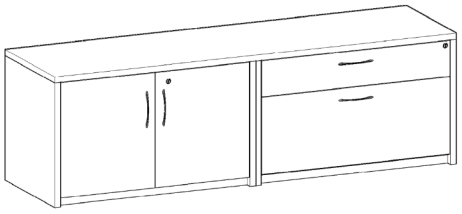

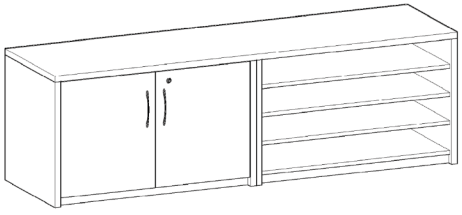

For additional specification instructions and pull handle options see pages 20-21.

Credenzas - 22”H

Box/file cabinet, bookcase credenza. One file drawer, one box drawer. Three adjustable shelves in open shelf cabinet. Locking drawers on box/file cabinet.

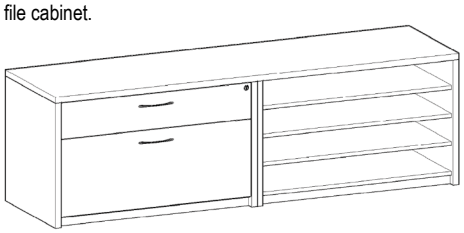

CODE	PRICE	WIDTH (in/mm)	DEPTH (in/mm)	HEIGHT (in/mm)	VOLUME (ft3/m3)	WEIGHT (lbs/kg)
CAB-2060-22-BFOS-P	1805	60/1524	20/508	22/559	16.0/0.45	192/87
CAB-2072-22-BFOS-P	1853	72/1829	20/508	22/559	19.2/0.54	206/93

P - Specify pull handle style

Box/file cabinet, storage cabinet credenza. One file drawer, one box drawer. Locking drawers and doors.

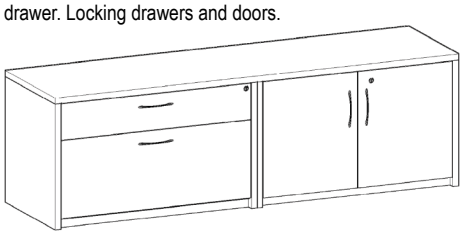

CAB-2060-22-BFSC-P	1805	60/1524	20/508	22/559	16.0/0.45	170/77
CAB-2072-22-BFSC-P	1853	72/1829	20/508	22/559	19.2/0.54	184/83

P - Specify pull handle style

Bookcase, storage cabinet credenza. Three adjustable shelves in open shelf cabinet. Locking doors on storage cabinet.

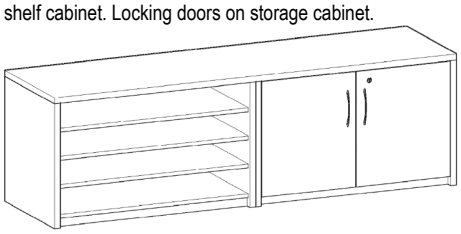

CAB-2060-22-OSSC-P	1622	60/1524	20/508	22/559	16.0/0.45	170/77
CAB-2072-22-OSSC-P	1672	72/1829	20/508	22/559	19.2/0.54	184/83

P - Specify pull handle style

Bookcase, box/file cabinet credenza. Three adjustable shelves in open shelf cabinet. One file drawer, one box drawer. Locking drawers on box/file cabinet.

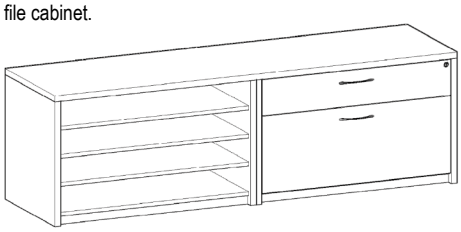

CAB-2060-22-OSBF-P	1805	60/1524	20/508	22/559	16.0/0.45	192/87
CAB-2072-22-OSBF-P	1853	72/1829	20/508	22/559	19.2/0.54	206/93

P - Specify pull handle style

Seat Cushions

Upholstered seat cushions for placement above credenzas are available in all Links Fabric options.

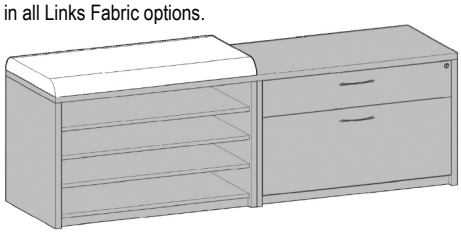

ACC-2024-SEAT	368	24/610	20/508
ACC-2030-SEAT	401	30/762	20/508
ACC-2036-SEAT	436	36/914	20/508

For additional specification instructions and pull handle options see pages 20-21.
Refer to Links Fabric cards for available fabric selection.

LINKS
CONTRACT FURNITURE

20” High Hutch (6” Posts)

Hutch mounted on two 6” posts for hutches 18”-36” wide, four 6” posts for hutches 42” and wider. Center Divider included on hutches 42” and wider.

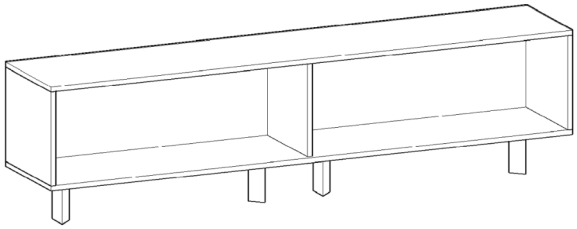

CODE	PRICE	WIDTH (in/mm)	DEPTH (in/mm)	HEIGHT (in/mm)	VOLUME (ft3/m3)	WEIGHT (lbs/kg)
TRPH-1418-20	486	18/457	14/356	20/508	0.6/0.02	13/6
TRPH-1424-20	535	24/610	14/356	20/508	0.8/0.02	16/7
TRPH-1430-20	586	30/762	14/356	20/508	1.0/0.03	19/9
TRPH-1436-20	626	36/914	14/356	20/508	1.2/0.03	24/11
TRPH-1442-20	673	42/1067	14/356	20/508	1.4/0.04	28/13
TRPH-1448-20	719	48/1219	14/356	20/508	1.6/0.05	32/15
TRPH-1454-20	766	54/1372	14/356	20/508	1.8/0.05	36/16
TRPH-1460-20	812	60/1524	14/356	20/508	2.0/0.06	40/18
TRPH-1466-20	857	66/1676	14/356	20/508	2.2/0.06	44/20
TRPH-1472-20	900	72/1829	14/356	20/508	2.4/0.07	48/22



For additional specification instructions see pages 20-21.

Divider Panel Set

12"H Divider Panel.

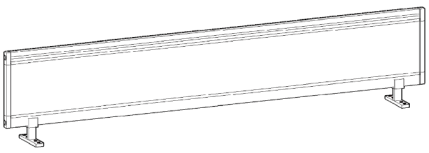

18"H Divider Panel.

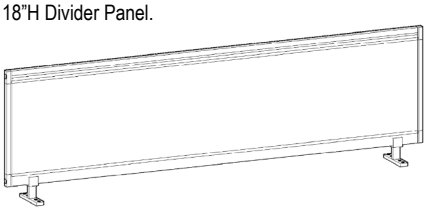

	CODE	PRICE (L)	PRICE (W)	PRICE (F)	PRICE (Z)	WIDTH (in/mm)	DEPTH (in/mm)	HEIGHT (in/mm)	VOLUME (ft3/m3)	WEIGHT (lbs/kg)
12" HIGH	TRPS-1224-	295	362	425	425	24/610	0.75/19	12/305	0.4/0.01	6/2.7
	TRPS-1230-	301	380	460	460	30/762	0.75/19	12/305	0.4/0.01	7/3.2
	TRPS-1236-	312	402	492	492	36/914	0.75/19	12/305	0.5/0.01	7/3.2
	TRPS-1242-	319	422	526	526	42/1067	0.75/19	12/305	0.6/0.01	7/3.2
	TRPS-1248-	326	443	558	558	48/1219	0.75/19	12/305	0.6/0.02	8/3.6
	TRPS-1254-	343	469	593	593	54/1372	0.75/19	12/305	0.7/0.02	8/3.6
	TRPS-1260-	361	492	623	623	60/1524	0.75/19	12/305	0.7/0.02	8/3.6
	TRPS-1266-	383	523	660	660	66/1676	0.75/19	12/305	0.8/0.02	9/4.1
	TRPS-1272-	409	551	692	692	72/1829	0.75/19	12/305	0.8/0.02	9/4.1
18" HIGH	TRPS-1824-	382	470	553	553	24/610	0.75/19	18/457	0.5/0.01	7/3.2
	TRPS-1830-	395	496	596	596	30/762	0.75/19	18/457	0.5/0.01	8/3.6
	TRPS-1836-	403	524	641	641	36/914	0.75/19	18/457	0.6/0.02	8/3.6
	TRPS-1842-	416	548	683	683	42/1067	0.75/19	18/457	0.7/0.02	8/3.6
	TRPS-1848-	425	572	725	725	48/1219	0.75/19	18/457	0.7/0.02	9/4.1
	TRPS-1854-	445	610	772	772	54/1372	0.75/19	18/457	0.8/0.02	9/4.1
	TRPS-1860-	469	641	811	811	60/1524	0.75/19	18/457	0.8/0.02	9/4.1
	TRPS-1866-	499	678	859	859	66/1676	0.75/19	18/457	0.9/0.03	10/4.5
	TRPS-1872-	530	716	899	899	72/1829	0.75/19	18/457	0.9/0.03	10/4.5

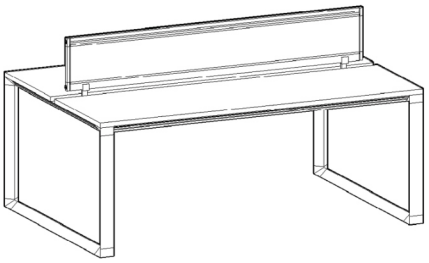

Standard mounting using desk gap.
Note: divider panels for Bench are recommended a size down. i.e. on a 72"W desk a 66" panel is generally standard.

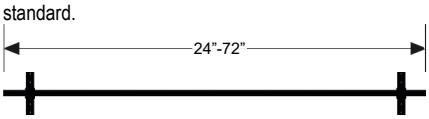

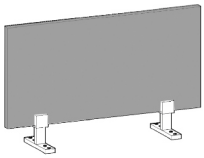

Laminate (**L**)
TRPS-____-L
(see samples for finish colour selection)

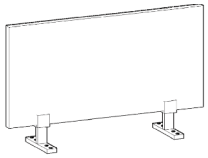

Whiteboard (**W**)
TRPS-____-W

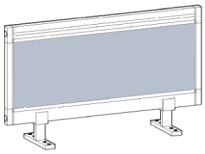

Fabric (**F**)
TRPS-____-F
(see fabric cards for available selection)

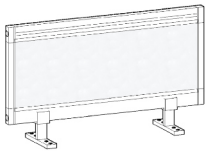

Frosted (**Z**)
TRPS-____-Z

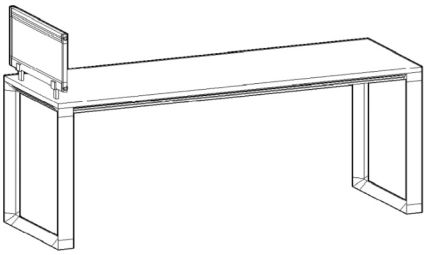

To specify Bench panels on desk ends, or surfaces that do not have a gap to accommodate panel mounting, specify "A" at end of panel code.
i.e. TRPS-1224-F-A

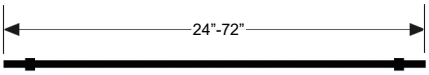

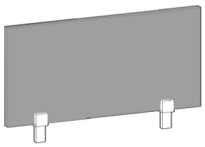

Laminate (**L**)
TRPS-____-L-A
(see samples for finish colour selection)

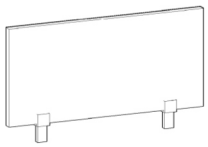

Whiteboard (**W**)
TRPS-____-W-A

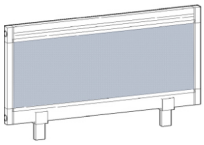

Fabric (**F**)
TRPS-____-F-A
(see fabric cards for available selection)



Frosted (**Z**)
TRPS-____-Z-A

For additional specification instructions see pages 20-21.
Refer to Links Fabric cards for available fabric selection.

Wire Management Tray

Two sizes available 18", and 48 for desks with widths of 48" and larger.

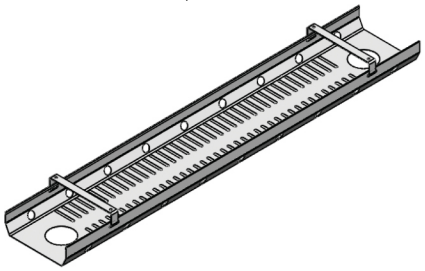

CODE	PRICE	WIDTH (in/mm)	DEPTH (in/mm)	HEIGHT (in/mm)	VOLUME (ft3/m3)	WEIGHT (lbs/kg)
TRWM-48	131	43/1092	7.25/184	3/76		3.8/2
TRWM-18	131	18/457	7.25/184	3/76		1.4/0.64

Power/Data Center

Metal Finish Electrical Port.

2 voice/data ports/housing
(jacks not included)

ELE-PORT-200	766	Please specify position when ordering

Add (**-SL**) for Silver finish or (**-BK**) for Black finish

Power Center. Plastic



1 Open Data/2 Power/1 Open Data

ELE-PORT-400	461	Please specify position when ordering

Add (**-BK**) for Black finish or (**-WH**) for White finish

Bench Modesty Panels

Modesty panels are specified by desk size.

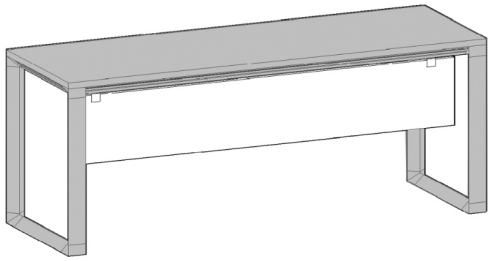

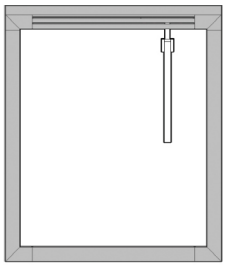

View from right side of desk

TR-MOD-36-L	302	30/762	0.75/19	12/305
TR-MOD-42-L	312	36/914	0.75/19	12/305
TR-MOD-48-L	319	42/1067	0.75/19	12/305
TR-MOD-54-L	326	48/1219	0.75/19	12/305
TR-MOD-60-L	343	54/1372	0.75/19	12/305
TR-MOD-66-L	361	60/1524	0.75/19	12/305
TR-MOD-72-L	385	66/1676	0.75/19	12/305
TR-MOD-36-Z	460	30/762	0.75/19	12/305
TR-MOD-42-Z	492	36/914	0.75/19	12/305
TR-MOD-48-Z	526	42/1067	0.75/19	12/305
TR-MOD-54-Z	558	48/1219	0.75/19	12/305
TR-MOD-60-Z	593	54/1372	0.75/19	12/305
TR-MOD-66-Z	623	60/1524	0.75/19	12/305
TR-MOD-72-Z	660	66/1676	0.75/19	12/305

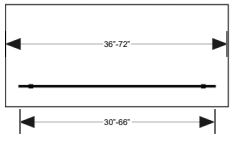

For additional specification instructions see pages 20-21.
See page 18 for ELE-PORT position placement specifications.

Links Contract Furniture's non-sequential power system allows users to "daisy chain" multiple power centers together, requiring only one unit to be plugged into a wall outlet. This system works with the Links ELE-PORT-250 (Black) and ELE-PORT-260 (Silver) power and data port. The system enables a connection of up to 8 power/ data centers off of one infeed. A three-way splitter allows users to extend or consolidate power access as needed. A smart LED indicator will illuminate green when everything is connected and ready, while a red light indicates that too many units have been linked.

Features:

- Customizable infeed cord lengths
- Non-sequential; arrange and re-arrange quickly and in any order.
- Multi-directional splitters
- UL 962 recognized

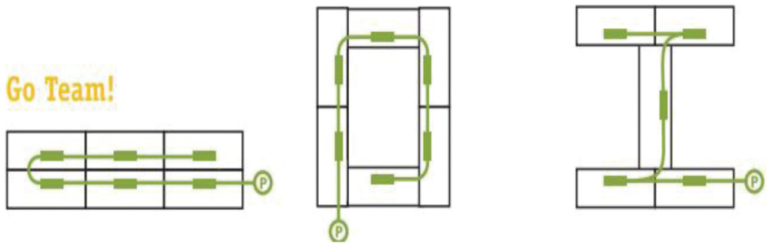



	CODE	PRICE	WIDTH (in/mm)	DEPTH (in/mm)	HEIGHT (in/mm)	VOLUME (ft3/m3)	WEIGHT (lbs/kg)
Daisy Chain Starter. ELE-PORT-250 (Black) ELE-PORT-260 (Silver)	ELE-PORT-250-START	1718					
	ELE-PORT-260-START	1718					

Surface mount power/data center with customizable cord lengths. Please specify position when ordering. ELE-PORT-250 (Black) ELE-PORT-260 (Silver)	ELE-PORT-250-24	1050	24/610
	ELE-PORT-260-24	1050	24/610
	ELE-PORT-250-36	1069	36/914
	ELE-PORT-260-36	1069	36/914
	ELE-PORT-250-48	1094	48/1219
	ELE-PORT-260-48	1094	48/1219
	ELE-PORT-250-60	1111	60/1524
	ELE-PORT-260-60	1111	60/1524
	ELE-PORT-250-72	1128	72/1829
	ELE-PORT-260-72	1128	72/1829

Surface mount electrical port comes standard with two (2) electrical receptacles and housing for optional voice/data plugs. Contact customer service for additional options.

Drawings must be provided with order.

Refer to page 20 for electrical placement options.

Racetrack Shape

1" thick top with matching edge. 120"W to 192"W have two piece top.

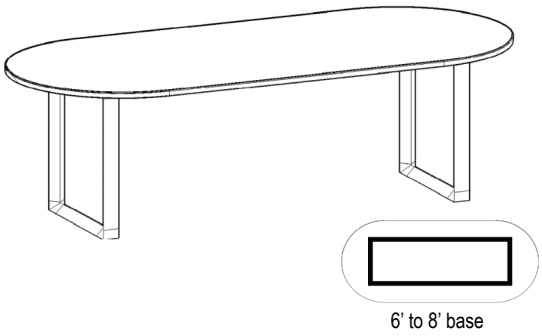

CODE	PRICE	WIDTH (in/mm)	DEPTH (in/mm)	HEIGHT (in/mm)	VOLUME (ft3/m3)	WEIGHT (lbs/kg)
TBL-0006-TRTR	1361	72/1829	36/914	29.5/749	4.5/0.13	100/45
TBL-0008-TRTR	1598	96/2438	42/1067	29.5/749	7.5/0.21	120/54
TBL-0010-TRTR	2368	120/3048	48/1219	29.5/749	10.5/0.30	160/73
TBL-0012-TRTR	2549	144/3658	48/1219	29.5/749	11.0/0.31	210/95
TBL-0014-TRTR	2839	168/4267	48/1219	29.5/749	11.5/0.33	240/109
TBL-0016-TRTR	3194	192/4877	48/1219	29.5/749	14.5/0.41	290/132
TBL-0006-TRTR-42	1497	72/1829	36/914	42/1067	5.5/0.13	110/50

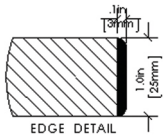

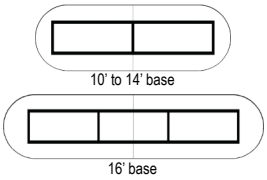

Boat Shape

1" thick top with matching edge. 120"W to 192"W have two piece top.

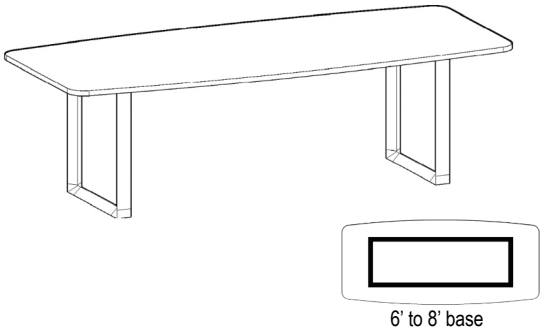

CODE	PRICE	WIDTH (in/mm)	DEPTH (in/mm)	HEIGHT (in/mm)	VOLUME (ft3/m3)	WEIGHT (lbs/kg)
TBL-0006-BSTR	1361	72/1829	36/914	29.5/749	4.5/0.13	100/45
TBL-0008-BSTR	1598	96/2438	42/1067	29.5/749	7.5/0.21	120/54
TBL-0010-BSTR	2368	120/3048	48/1219	29.5/749	10.5/0.30	160/73
TBL-0012-BSTR	2549	144/3658	48/1219	29.5/749	11.0/0.31	210/95
TBL-0014-BSTR	2839	168/4267	48/1219	29.5/749	11.5/0.33	240/109
TBL-0016-BSTR	3194	192/4877	48/1219	29.5/749	14.5/0.41	290/132
TBL-0006-BSTR	1497	72/1829	36/914	42/1067	5.5/0.13	110/50

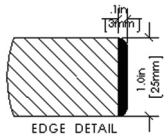

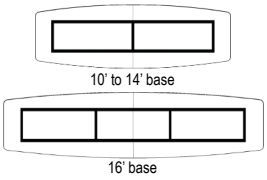

Rectangular

1" thick top with matching edge. 120"W to 192"W have two piece top.

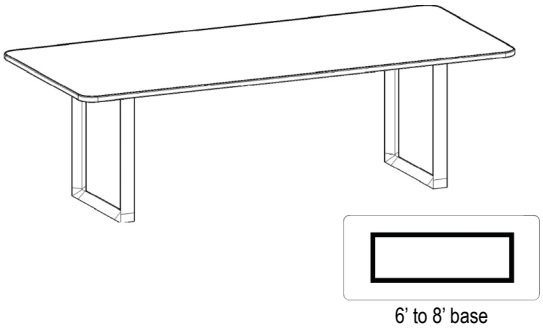

CODE	PRICE	WIDTH (in/mm)	DEPTH (in/mm)	HEIGHT (in/mm)	VOLUME (ft3/m3)	WEIGHT (lbs/kg)
TBL-0006-RCTR	1361	72/1829	36/914	29.5/749	4.5/0.13	100/45
TBL-0008-RCTR	1598	96/2438	42/1067	29.5/749	7.5/0.21	120/54
TBL-0010-RCTR	2368	120/3048	48/1219	29.5/749	10.5/0.30	160/73
TBL-0012-RCTR	2549	144/3658	48/1219	29.5/749	11.0/0.31	210/95
TBL-0014-RCTR	2839	168/4267	48/1219	29.5/749	11.5/0.33	240/109
TBL-0016-RCTR	3194	192/4877	48/1219	29.5/749	14.5/0.41	290/132
TBL-0006-RCTR	1497	72/1829	36/914	42/1067	5.5/0.13	110/50

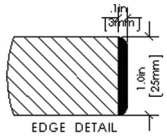

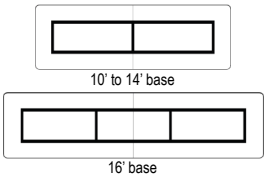

For additional specification instructions see pages 20-21.
Refer to pages 15-17 for electrical options.

Round

1" thick top with matching edge.

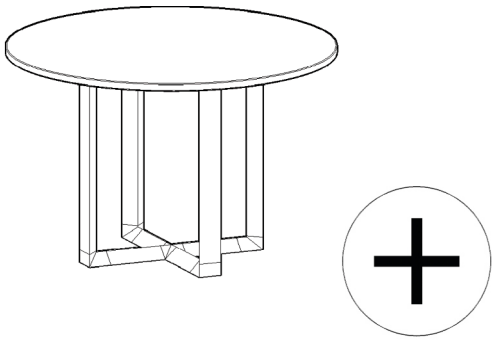

CODE	PRICE	WIDTH (in/mm)	DEPTH (in/mm)	HEIGHT (in/mm)	VOLUME (ft3/m3)	WEIGHT (lbs/kg)
TBL-3030-RDTR	803	30/762	30/762	29.5/749	5/0.14	50/23
TBL-3636-RDTR	826	36/914	36/914	29.5/749	6/0.17	60/27
TBL-4242-RDTR	899	42/1067	42/1067	29.5/749	7/0.20	70/32
TBL-4848-RDTR	976	48/1219	48/1219	29.5/749	8/0.23	80/36
TBL-5454-RDTR	1368	54/1372	54/1372	29.5/749	9/0.25	90/41

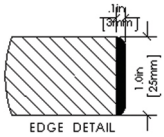

Square Top

1" thick top with matching edge.

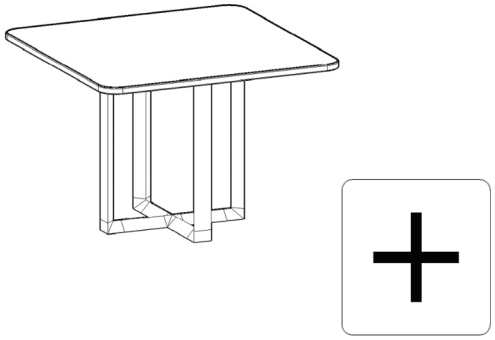

CODE	PRICE	WIDTH (in/mm)	DEPTH (in/mm)	HEIGHT (in/mm)	VOLUME (ft3/m3)	WEIGHT (lbs/kg)
TBL-3030-SQTR	758	30/762	30/762	29.5/749	5/0.14	50/23
TBL-3636-SQTR	781	36/914	36/914	29.5/749	6/0.17	60/27
TBL-4242-SQTR	847	42/1067	42/1067	29.5/749	7/0.20	70/32
TBL-4848-SQTR	923	48/1219	48/1219	29.5/749	8/0.23	80/36
TBL-5454-SQTR	1292	54/1372	54/1372	29.5/749	9/0.25	90/41

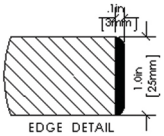

End/Coffee Tables

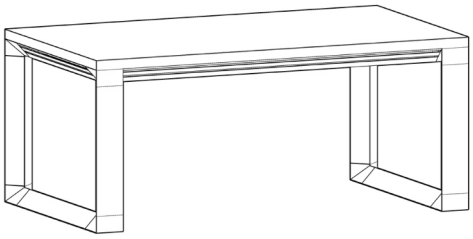

CODE	PRICE	WIDTH (in/mm)	DEPTH (in/mm)	HEIGHT (in/mm)	VOLUME (ft3/m3)	WEIGHT (lbs/kg)
TBL-2024-ETTR	745	24/610	20/508	18/457		
TBL-2442-ETTR	778	42/1067	24/610	18/457		

X-Base

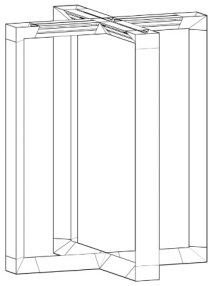

CODE	PRICE	WIDTH (in/mm)	DEPTH (in/mm)	HEIGHT (in/mm)
TR-20-XB-29	372	20/508	20/508	28/711
TR-24-XB-29	397	24/610	24/610	28/711
TR-30-XB-29	401	30/762	30/762	28/711
TR-36-XB-29	674	36/914	36/914	28/711
TR-20-XB-42	409	20/508	20/508	42/1067
TR-24-XB-42	437	24/610	24/610	42/1067
TR-30-XB-42	441	30/762	30/762	42/1067
TR-36-XB-42	741	36/914	36/914	42/1067

For additional specification instructions see pages 20-21.
Refer to pages 15-17 for electrical options.

Power/Data Center

The ELE-PORT is a compact workspace accessory that provides convenient power and data distribution.

Item Codes:

ELE-PORT-100 (Black) & ELE-PORT-200 (Silver).
ELE-PORT-250 (Black) & ELE-PORT-260 (Silver) daisy chain. See pages 15-17 for pricing/images.

ELE-PORT Specifications:

- ELE-PORT may be ordered on all worksurfaces.
- 10 foot black cord included.
- ELE-PORT are available in standard worksurface locations (shown below)
- ELE-PORTs may be placed in custom locations, a drawing is required indicating exact vertical and horizontal locations for the center of the cutout.

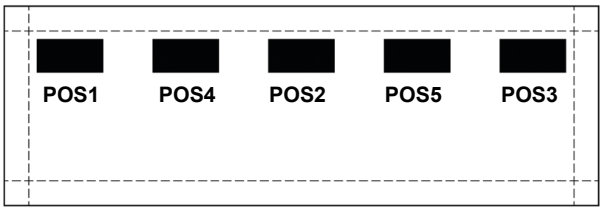

Cut-out placed on user side of beams/base.

Grommet/ELE-PORT Position Codes

POS1	Left/Left User Side
POS2	Center/Center User Side
POS3	Right/Right User Side
POS4	Left/Center User Side
POS5	Right/Center User Side

Grommets and Power/Data

- Grommets are available in same locations as ELE-PORTS seen above.
- Grommets may be placed in custom locations, a drawing is required indicating exact locations.
- Grommets are not standard on Bench work-surfaces but may be added if requested. One grommet available on all worksurfaces at no upcharge. Add $76 list for each additional grommet.
- Black or Silver available for both grommets and power/data units.

ACC-OG-BK
Black Grommet
(Standard)

ACC-OG-SL
Silver Grommet
(Optional)

Thickness

Worksurfaces:	1” (25mm) thick/1 1/2” (38mm) thick.
Drawer Fronts:	5/8” (16mm) thick.
Doors:	5/8” (16mm) thick.
Shelves:	5/8” (16mm) thick.

Industry Standards

- Greenguard Certified.

Sizes and Weights

- Weights are approximate and are not exact.
- Height does not include floor levelers. (some exceptions apply to height)

Finishes / Color Specifications

- Storage units may be ordered one-tone or two-tone.
- Legs and support beams available in Silver with Chrome accents.

To Specify one-tone or two-tone colors:

- First code denotes the worksurface, second code denotes the (cabinet) base/drawer/door/shelf color.
- To oder one-tone color units, specify first code and second code identically. **i.e. CO/CO or CO - Cognac top with Cognac base.**
- To order two-tone color units, specify worksurface and (cabinet) base code separately. **i.e. CO/SA - Cognac top and fronts with Sahara base.**

TOPS:	**Nutmeg (NM)**	**Chocolate Walnut (CW)**
	Cognac (CO)	**Cherry Henna (CH)**
	Riviera Maple (RM)	**Sahara (SA)**
	True White (TW)	**Willow Gray (WG)**
	Cappuccino (CP)	**Storm Gray (SG)**
	Milky Way (MW)	**Gray (GR)**
	Windy City (WC)	**London Fog (LN)**
	Aspen (AP)	

BASES (CAB):	**Nutmeg (NM)**	**Chocolate Walnut (CW)**
	Cognac (CO)	**Cherry Henna (CH)**
	Riviera Maple (RM)	**Sahara (SA)**
	True White (TW)	**Willow Gray (WG)**
	Chamois Black (BK)	**Storm Gray (SG)**
	Gray (GR)	**Cappuccino (CP)**
	London Fog (LN)	**Milky Way (MW)**
	Windy City (WC)	**Aspen (AP)**

ACCENTS:	**Lime Burst (LB)**	
	Strawberry Fields (SF)	
	Aqua Breeze (AB)	

*Accent colors can be used on anything made of 5/8” (16mm) laminate. Generally this is for drawer/door fronts, shelves, and Bench hutches.

Worksurfaces and Beams

- Worksurface are 1" (25mm) edged on all 4 sides.
- Leg and support beams are a 3" (76mm) anodized aluminum profiles available in silver only, with Chrome finish connectors.
- Worksurfaces are pre-drilled for connection to bases, and other components where applicable.
- Edges are user friendly, 3mm thick "Tough Guard" edged; beveled edges improve user comfort and product durability.
- Leveler shape is square body with rounded bottom, allowing for easy leveling of units and the additional space between frame and floor, minimizing moisture from carpet or floor.
- Floor levelers plastic base is 5/8" (16mm) high, with 1 1/4" (32mm) high threaded stem allowing 1" (25mm) height adjustment.

Doors, Drawers, and Shelves

- Drawer/Door fronts and shelves are 5/8" (16mm) thick solid core particle board finished on both sides with thermofused laminate.
- Drawer/Door fronts & shelves have 3mm thick "Tough Guard" edging on all 4 sides.
- Interior drawer construction in black finish.
- Drawers/Doors, open with front pull handles drilled 128mm apart, allowing for a wide comfortable grip.
- Box drawers, File drawers operate on ball bearing suspension slides for smooth and quiet operation.
- Box drawers operate on full extension ball-bearing slides, tested for 75lbs /34kg
- File drawers operate on full extension ball bearing slides, tested for 100lbs /45kg.
- File drawers are standard with file support rails, accepting letter or legal hanging files, allowing front to back or side to side filing.
- Drawers are 18" (457mm) depth.
- Cabinet doors operate on self closing hinges for smooth and quiet operation, are standard with 35mm half overlay and 40mm full overlay clip on hinges.
- Hutch doors are available in sliding option only.

Lock Specifications

- Locks are standard with an interchangeable lock core.
- Locks are standard in black and silver finishes.
- Locks are standard with collapsible key preventing damage to key.
- Lock core can be changed allowing multiple units to be keyed alike.
- Lock core can be changed allowing multiple units in a common area to be keyed differently (50 different cores available).
- One lock is standard on all locking cabinets
- Identical lock numbers are automatically supplied on the same unit.
- Core removable key available, master key available.
- Keys supplied with Microban Antimicrobial product protection

Packaging

- Assembled bases are packaged in corrugated cartons containing high recycled content.
- Worksurface edges and corners are reinforced with edge and corner protectors.
- Wood strapping supports the bottom portion of assembled units.

Pull Handle Options

STANDARD "P1" PULL HANDLE
Black Finish

Optional "P2" PULL HANDLE
Silver Finish

Optional "P3" PULL HANDLE
Silver Finish

Optional "P4" PULL HANDLE
Silver Finish

Optional "P5" PULL HANDLE
Brushed Nickel Finish

Optional "P6" PULL HANDLE
Matte Black Finish

Optional "P7" PULL HANDLE
Brushed Nickel Finish

All above handles are for use with: lateral files, storage cabinets and other items, such as serving carts and wardrobes, manufactured by Links Contract Furniture Inc.. Please specify the handle of your choice on your purchase order. Orders will be processed with the standard P1 handle if not specified on your order.

Notification:

We are constantly upgrading our products. For the most up-to date product specifications, please contact Customer Service.

Links Contract Furniture Values

We value our customers. We are responsible to the consumers who use our products. Therefore, in meeting the needs of our consumers we are committed to delivering the upmost quality products and providing business excellence as the base of everything we do. We promise to listen closely to the needs of our consumers and strive to continuously exceed expectations.

At Links we recognize our members. An organization is only effective as its people. Therefore, employee development is an essential element of company growth. As an organization we believe in the ability of our people and stand behind them in achieving their greatest potential.

We value integrity. We believe in developing integrity in the deepest layers of our organization and not just at its surface. We strive to build mutually beneficial relationships with our customers, dealers, and suppliers as a foundation for growth.

We value continuous learning. We believe in growth through experience. A constant evolution in the way we think and act brings about new knowledge and skills that allow us to develop improved processes, advanced designs, and reduce our environmental impact.

We value our world. We work to cultivate the world in which we live in through investing in our people and the pursuit of sustainable development. Focusing our value chain on the challenges of sustainable development has allowed us to find new ways to minimize our impact on the environment.

Links Contract Furniture Inc.
undoubtedly achieves to supply
every office scheme with the
newest in office furniture design and
a splash of colour for that unique,
corporate look.

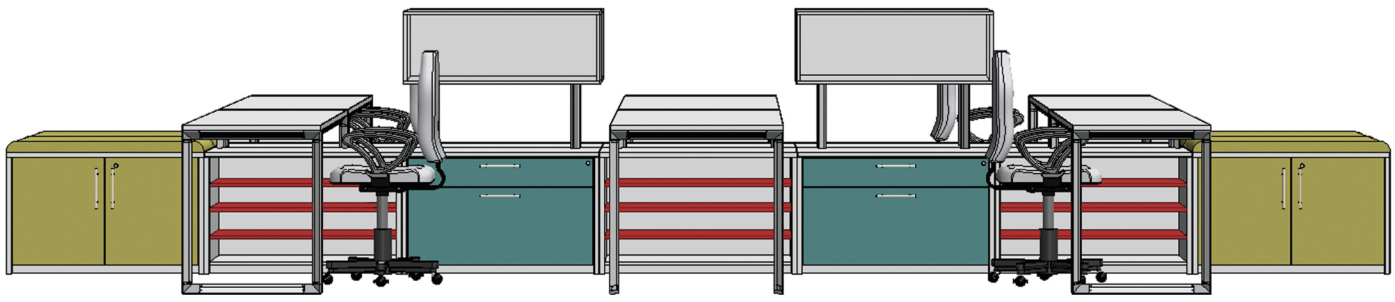

LINKS CONTRACT FURNITURE INC.

LINKS' Creative Solutions . . . The Industry Leader!

While every effort is made to ensure the accuracy of information contained in this price list at the time of publication, we cannot accept responsibility for inaccuracies resulting from printing errors or omissions. We reserve the right to make product improvements and price changes without notice.

© Copyright 2022 Links Contract Furniture Inc.. All Rights Reserved.

Head Office/Showroom:	141 Cidermill Ave, Unit #1	Concord, Ontario	Canada	L4K 4G5
Local & International:	P: 416.745.8910			
Toll Free - North America:	P: 855-50-LINKS (855.505.4657)			
Email:	info@linkscontract.com			
Website:	linkscontract.com			

GREENGUARD® Indoor Air Quality Certified